

**Platinum
Suite 110**

**The equilibrium
of strength
and design**

Platinum 110

The equilibrium of strength and design.

The Platinum 110 incorporates 92mm studs with 10mm plasterboard. Our latest addition to the series, boasts an innovative door jamb that sets it apart from traditional methods. Designed to be used residentially or commercially, the 110 frame is an all-purpose solution.

The 110 specifically focuses on door and window framing that displays a slim-line finish which is both visually appealing and

robust. Door and window frame fabrication can simply be done onsite or prior to delivery.

A unique feature of this suite is the heavy duty door stop, which incorporates either 38mm or 44mm doors.

The aluminium can be finished in a variety of anodising or powdercoat colours, eliminating the need for the frames to be painted on site.

Features of the Platinum 110

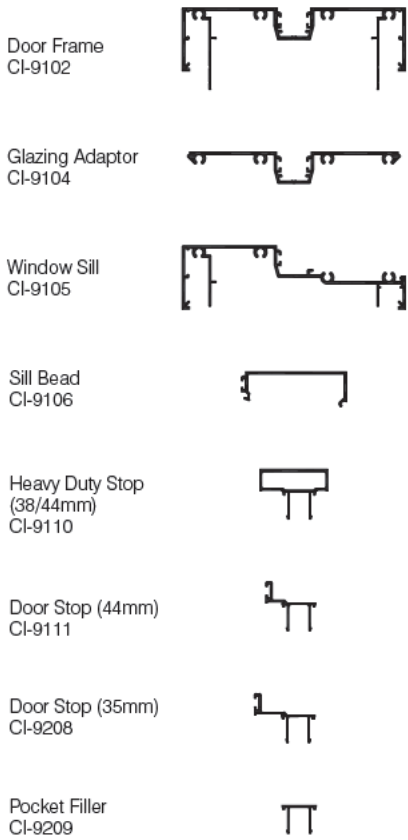
- Suits both 92mm steel studs or 90mm timber studs with 10mm plasterboard;
- Allows structural columns and plumbing to be incorporated within the cavity;
- Door Stop options allow for 35mm or 44mm doors also with the option of the heavy duty Door Stop which suits 38mm or 44mm doors; and
- Glazing pocket incorporates 6mm to 10mm glass.



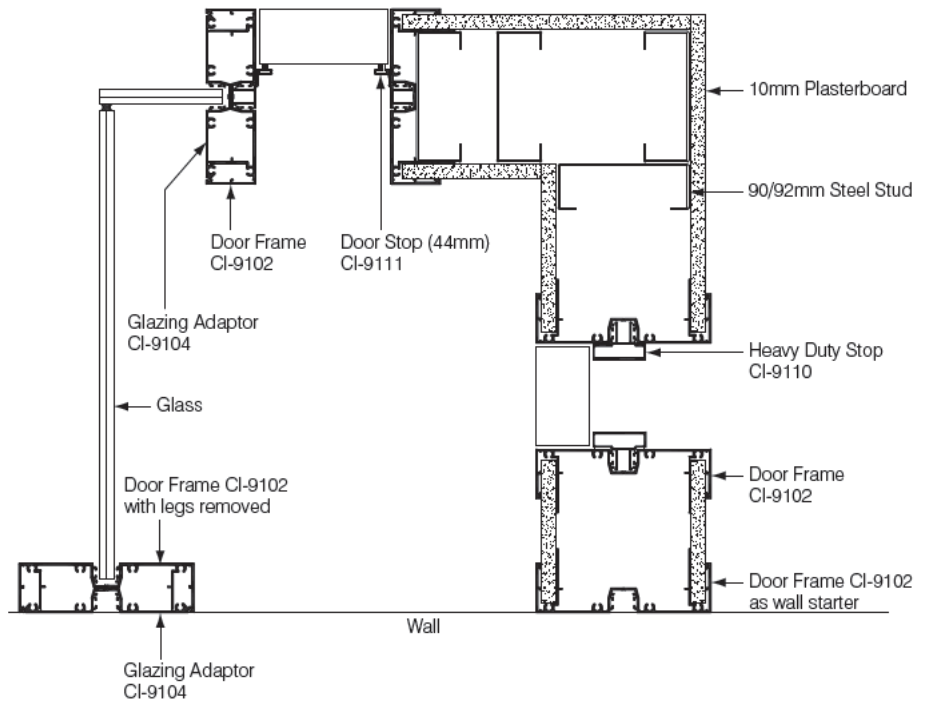


Platinum 110

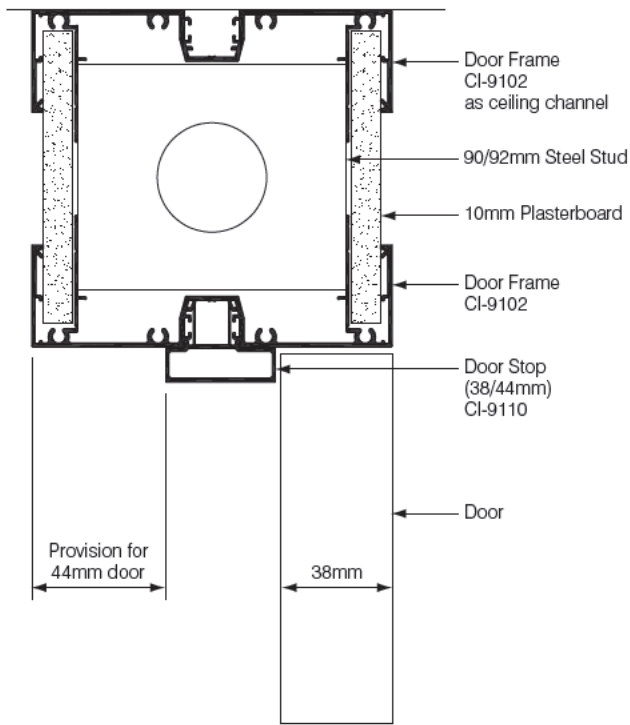
To suit 92mm Studs / 10mm Plasterboard



Plan View



Low Height Door



Full Height Glazing

